

SUMMER HOLIDAYS

Summer Holiday



Hurray!!! The Summer Holidays are here... It's time to take a break, sit back & enjoy a few weeks on holiday! To keep the little ones engaged & be in touch with the learnings done in the class, the Summer Holiday Activities are designed with a motto of "Fun & Learn". Homework Worksheets & a bank of fun filled activities is being uploaded on our 'School Portal'.

So, parents, let them put their thinking caps & get their imagination going. Please download the Worksheets & Activities. Let us all help them be more confident & independent...

Happy Holidays!!!



ACTIVITIES



Out of difficulties grow miracles. Tough time don't last. Dear Students

The beginning of new session might not have been with pomp and show, but the spirit of teaching learning continues in the school. The summer vacations this time would not be ice creams, candies and cool pool, but time can be utilized in honing skills and interests.

It is easy to bloom, then to be a bud, but you are responsible young members of the nation and its our duty to follow rules. Here are some holiday activities designed for creative utilization of time. Give a flight to your imagination and spend time purposely.

Some points to be remember

- ❖ Drink plenty of juice and water to avoid dehydration.
- ❖ Make hand washing and hygiene a part of your routine.
- ❖ Holiday Homework is a part of subject enrichment and will be assessed on the basis of creativity and efforts of the students.
- ❖ It's the perfect time to enhance your speaking skills and vocabulary by conversing in English with your family and siblings.
- ❖ Reading is essential for those who seek to rise above the ordinary. Spend your quality time reading purposeful books.
- ❖ A beautiful handwriting makes a good impression. Practice one page of English and Hindi handwriting daily.
- ❖ Schedule your time for activities so that there is no piling up for the last moment.
- ❖ Holiday homework should be your authentic creative work.
 - ❖ Holiday Homework is given according to roll numbers.
- ❖ Holiday Homework will be submitted in paper bag as per the given schedule.


Roll no.1 to 15- 16th July

Roll no.16 to 39 – 17th July

Roll no.31 to 49 – 18th July

Activities to be done during Summer vacation-

- ❖ **Story Telling:** Story telling is a great way to bond with your child. Pick up a story book every day and ask your child to predict the story by looking at the cover page. Narrate the story later (This activity will enhance listening skills, learn good moral values & building vocabulary).
- ❖ **Paper Bag puppets:** Make paper bag puppets to tell an amazing puppet story. Encourage them to narrate a not so heard story in the class/ circle time using these puppets (This activity will enhance fine motor skills, creativity, imagination, building vocabulary & speaking skills).
- ❖ **Nature walk:** Go for a nature walk with your child. Observe the tallest tree which has the thickest/ thinnest trunk, which is the longest/ shortest, biggest/ smallest thing you have observed. Cut and paste their pictures on a chart paper (This activity will enhance observation skills, reinforcement of pre-number concepts, fine motor skills & bonding with the nature).
- ❖ **Stepping up and down the stairs (or steps made with small stools for kids)** (This activity will enhance gross motor skills & eye-foot coordination)



- ❖ **Filling of Empty bucket with a bowl from a Bucket Full of water:** Buckets will be kept at the two ends of a straight line. Child will hold the bowl in a way so that water doesn't spill and will walk on the straight line (This activity will enhance balancing, eye hand/eye-foot coordination & reinforcing pre-number -full/empty concept).



❖ ARROW HOPSCOTCH

Children will jump in the directions of arrows drawn on the floor (This activity will enhance gross motor skills, eye-foot coordination & sense of direction)



- ❖ **Jumping Small Hurdles:** Children will jump on the small hurdles made of paper rolls or cloth (This activity will enhance gross motor & eye-foot coordination)



- ❖ **Tracing, cutting and pasting objects:** Place an object like a bowl/ block/ box on the paper (any rough /Newspaper) and trace its outline with a crayon, then cut along the outline. Paste the cutouts and create objects of your choice (This activity will enhance fine motor & creativity).



ENGLISH

Activities compulsory for all

- ❖ Learning values: Write a small paragraph on how you interacted with your grandparents and what all you come to know from them. Know your grandparents better by discussing their like and dislikes.
- ❖ Cooking time: Cook a simple dish with your grandparents and write its recipe. Click its picture and paste it.
- ❖ Story time: Write any one story that was narrated to you by your grandparents and depict the story in picture form also.

READING TIME:

Reading is important because it develops the mind. Understanding the written word is one way the mind grows in its ability. Reading helps to develop language skills. It also helps to learn & listen.

☐ Read the following books.

***Black Beauty** by Anna Swell

***Gulliver's Travels** by Jonathan Swift

***Arabian Nights Stories (Any Two)**

Read newspaper every day and note down which column you like most. (On A4-sheet)

❖ **ROLL NO. 1-9**

Write a brief essay describing a season in India.

You could include the following points:

weather, fruits and flowers, festivals, food and clothes (On A3 –sheet)

❖ **ROLL NO. 10-18**

BRING OUT THE SINGER IN YOU:

Music can do anything from relaxing to help us fall in love.

Who doesn't love to listen to music? It is good for English learners too, since it stresses many aspects of language that can otherwise be hard to isolate. So, dear students choose some English songs to listen to.

- ❖ Practice the lyrics to learn intonation and rhythm.
- ❖ Record your video and share it with your class in charge after holidays.
- ❖ With the current situation, a lot of artists are performing virtual concerts from all around the world.

Attend a concert together and share things that you have learned and noticed during the concert. ❖ **ROLL NO. 19-27**

ENHANCE YOUR SKILLS:

Pick up a dictionary and look for words starting with the first two letters of your name. Choose 8 words and write their meaning. Use your imagination and create a picturesque representation of words through illustrations (draw/paste pictures) on A4 sheet or notebook.

❖ **ROLL NO. 28- Above**

Poetry is a form of literature that uses aesthetic and rhythmic qualities of language. **Compose a short poem describing the benefits of 'Travelling'**. You may use the words given in the box below, to help

compose the poem.

*high-hills green-forests aeroplane car cool-climate peaceful scenery culture and
music flora and fauna environment fun and frolic gripping trip*

Tips for composing your poem:

Step 1 – Get Passionate

You need to be passionate (or have strong feelings) about the topic you are going to write.

Step 2 – Take strong words out and rhyme

Find some rhyming words for expressing your feelings. Remember to pick the rhyming word with the meaning close (or metaphorical) to the subject you are writing on.

Step – 3 Pick a title for your poem

Next step is to pick a title from the extract you have written which justifies the conclusion. Try to make it simple and thought provoking. Don't try to use fancy or difficult words in your title.

Write your poem on an A-4 size sheet with suitable illustrations.

Mathematics

For all:

Learn your tables from 2 to 20 and practice place value, addition, subtraction, lines and angles for assignments in July (Compulsory for all students)

❖ **Roll no :- 1 – 10**

CHECK OUT:

Your surroundings have many items, and try to find out the answer to the given clues on the basis of things of your daily use.

- Measure the dimensions of the following things at your home.

A window

A cupboard

A door

A room floor

- Measure the height of each family member and name the person with shortest and tallest height with their measurement in centimetres.

S. NO	Name of the family member	Their height

Note down on A-4 sheets

❖ Roll No :- 11 -20

❖ SCIENCE

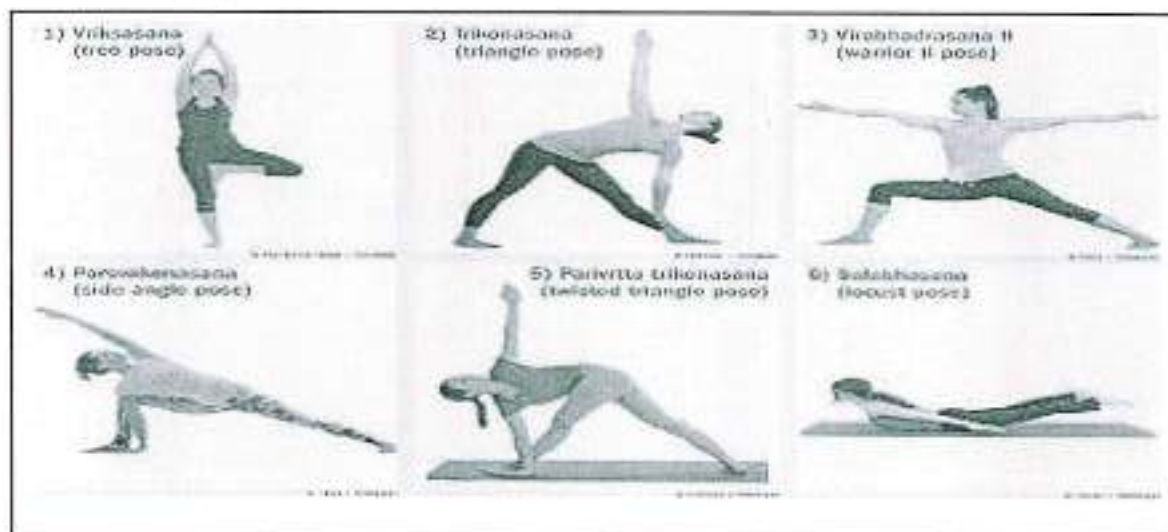
Indian Monuments are known worldwide for its beauty. The monuments are the standing examples of mathematical symmetry. Find any two **monuments** of India which are symmetrical in design and paste pictures on an A4 sheet. Show lines of symmetry.



For example - Taj Mahal

❖ Roll No :- 21 -30

Yoga is the best gift to health given by the Indians. The entire world is benefitting from it. Maths plays a vital role in the yoga asanas.



Paste the above-coloured picture of yoga asanas on an A4 sheet and find the various types of angles made while doing these yoga asanas.

❖ Roll No :- 31 – Above

The Pin Code represents a system which divides the country into different regions, so for better communication codes are given to different cities.

Find the Pin Code of Ghaziabad, Lucknow, Delhi, Kanpur and Bareilly.

- Present the above data in a tabular form.
- Write the sum of any three Pin codes.
- Find the difference between the greatest and smallest Pin Code.

Do this on an A4 sheet.

Learn the Pin code of your city.

Nature Walk

- ❖ Children take a nature walk during in the morning time and make note. How you feel about your health.
- ❖ Write a note on global warming and note daily temperature.
- ❖ Children in the summer vacation observe the wild animal (T.V. show) and make a list of them and classify them according to their,
 - a. Feeding habits
 - b. Body covering
 - c. Organs of movement
- ❖ Make a model or chart of the life cycle of (Roll no. Wise)
 - a. Butterfly Pg. 24 (1-12)
 - b. Cockroach Pg. 25 (13-24)
 - c. Frog Pg. 23 (25- Above)

❖ Roll no. 1 - 10

SCIENTIFIC MASTERPIECE OF INDIA

History of India is full of rise and fall of many kingdoms and Empires. Monuments built by the kings in different era throw light on the past history of India. Have you ever wondered that there are many monuments in India having scientific importance?

Explore one such monument.

You can take help from the given example and present on an A3 sheet:

Astronomical importance
Information

Giant Sundial
Information



JANTAR MANTAR-
A scientific masterpiece of India

Samrat Yantras
Information

Ram Yantras
Information

❖ Roll no. 11 - 20

ARE YOU A BUCKET FILLER OR BUCKET DIPPER?

Everyone has an invisible bucket that they carry around with him or her all day. This bucket holds all their feelings. One who spreads and encourages others, spreads love and happiness throughout the world, one who does good is a bucket filler. They fill other people's buckets with good feeling and they also fill their own because they have good filling for someone else's bucket. A bucket dipper does things that make others feel bad (showing disrespect, over reacting, ignoring).

label one bucket with bucket filler and other with bucket dipper as shown below in the picture. What all feelings you carry within yourself put all those feelings in respective buckets, be honest while filling your buckets.

Date /day	Height of plant (in cm)	Number of leaves seen	Any other change in the stem of the plant

SOCIAL STUDIES

- ❖ Make a papier Mache model of the Great Himalayan ranges showing the rivers, valleys and passes among them.
- ❖ Collect pictures of people and other information of different states in the Northern plain and make a project on it.

❖ Roll no. 1 – 8

RESPECT FOOD

Watch this video - <https://www.youtube.com/watch?v=wIG98vECfxE&t=19s>

Find about any one traditional cuisine of a state of India. Select one state from each direction. Write what all spices are used in it and collect the information to present in a tabular form along with relevant pictures on an A3 sheet.

S.NO.	CUISINES	SPICES	LOCAL NAME	POPULAR NAME	ANY MEDICINAL USE	IMAGE

❖ Roll no. 9 – 16

MASKS- REFLECTION OF CULTURE AND RELIGION

Masks form an important aspect of many of the folk dances, folk theatre; *traditional* pageants, ceremonies, rituals, festivals and fairs. So, let's do a fun activity to know more about this.

Choose any one state and make a mask, which people use for dance, theatre, ritual etc. Try to use tricolour for the same.

CREATE YOUR OWN TRAVELOGUE

Travelling is one of the best hobbies that one can have. *Travelling* offers an opportunity for adventure; it satisfies one's sense of beauty and gives one a feeling of power over the things around him.

Make a travelogue showing the attractive features of a state of your choice.

You can make a daily record of the places you visit, the monuments you explore, the food you eat and the experiences you have. Also write about the people, their clothes and culture. Try and include descriptions of landscape, weather and scenic beauty of the place.

❖ Roll no. 25- Above

COMPARISON

India is a land of picturesque beauty, the crown of our pride, the land of diversities, the land of culture and style. Let's explore any two states of different directions and make a comparison table as given below on A-3 size sheet.

Terms of comparison	State 1 (name of the state)	State 2 (name of the state)
Geographical location		
Climatic condition		
Flora and Fauna		
Food habits		
Types of houses		
Main occupation		
Temperature		

Make at least four flash cards each with questions related to facts of India and also write the answer on the other side of the card. Paste picture if needed.

Name the highest cricket
pitch in the world

Chail in Himachal
Pradesh
Situating at an elevation
of 2444 m. above sea

हिंदी

सभी के लिए अनिवार्य –

1. मूल्य परक रचनाएँ पढ़ें और पढ़कर सुनाएँ 1
2. प्रतिदिन हिंदी का समाचार पत्र पढ़ें 1
3. सुलेख व श्रुतलेख का अभ्यास करें 1

Roll no.1-10

स्वयं समाचार पत्र के पहले पृष्ठ का निर्माण करें 1 रंगीन चित्रों व कट-आउट की सहायता से अपनी रचनात्मकता दर्शाएँ 1

Roll no.11-20

पर्यावरण अनुकूल सामग्री से एक बिल्ला (BADGE) बनाएँ 1

(शीर्षक –अतुलनीय भारत)

Roll no.21-30

छुट्टियों में आइसक्रीम पार्टी पर मित्रों को आमंत्रित करने के लिए एक सुंदर पोस्टकार्ड बनाएँ 1

Roll no.31-40(Above)

‘मेरा भारत महान’ विषय पर गीत की रचना करें, स्वयं धुन बनाकर लाएँ 1(कक्षा प्रस्तुतिकरण)

COMMON FOR ALL STUDENT

IT'S FUN TIME

GAME: STARFISH AND TORNADOES



THE GOAL: to help kids notice how much energy they're feeling inside. When they know they have too much energy, they can either use their own calming skills or ask for help from a trusted adult.


HOW TO PLAY: make a picture of a thermometer with a starfish at the bottom and a tornado at the top as shown in the picture. Ask the child if he feels calm and peaceful like a starfish or revved up like a tornado. When he is feeling over-energized, brainstorm about ways to feel more like a starfish. For example: bouncing a ball to help release some of that energy.

KEEP IN MIND: SELF AWARENESS helps kids build a skill called self-regulation. Self-regulation is about managing your internal energy. It helps kids manage their emotions and their body movements during tough situations. It also helps them pay attention and learn.

Mask art:

Find and grab the old used masks at your place and clip it on a sheet of paper. Then draw your favourite character or Self-regulation any other kind of picture on it. A photo is attached herewith for your

reference.



Evaluation Criteria: -	Total Marks-	10
*Neatness-	2	
*Content-	2	
*Relevance-	2	
*Presentation-	2	
*Cover page-	2	

Notes: -

- ☐ Take A-4 size sheets for your work.
- ☐ Send Ppt/Word or any other soft file prepared on email: -
holidayhomework.surajschool@gmail.com
- ☐ You have to preserve your work safely at home and have to bring to school, when school reopens.

Computer Studies Worksheets - Class 4

Worksheet 1: Computer Memory

Name: _____ Date: _____

1. Fill in the blanks:

- a) The part of a computer that stores data is called _____.
- b) The two main types of memory are _____ and _____.
- c) RAM stands for _____.
- d) ROM stands for _____.
- e) _____ memory is used to store data temporarily.

2. Match the following:

1. RAM	a. Permanent Memory
2. ROM	b. Temporary Memory
3. Hard Disk	c. Input Device
4. Keyboard	d. Storage Device

3. True or False:

- a) ROM can be written and erased. _____
- b) RAM is faster than a hard disk. _____
- c) Hard disk is a primary memory. _____
- d) Memory helps a computer to store and recall data. _____

4. Answer in one sentence:

- a) What is computer memory?
- b) Why is RAM important?
- c) What does ROM store?

Worksheet 2: Working with Windows

1. Fill in the blanks:

- a) The screen that appears after starting the computer is called _____.
- b) The small pictures on the desktop are called _____.
- c) We use the _____ button to shut down the computer.
- d) The bar at the bottom of the screen is called _____ bar.

2. Match the following:

1. Icons	a. Start Menu
2. Taskbar	b. Small pictures on desktop
3. Start Button	c. Bar at the bottom
4. Desktop	d. First screen of Windows

3. True or False:

- a) You can open an application by clicking on its icon. _____
- b) The desktop shows files and folders. _____
- c) The taskbar is at the top of the screen. _____

4. Answer in one sentence:

- a) What is a desktop?
- b) What is the use of the Start button?

Worksheet 3: Working with Objects in Word

1. Fill in the blanks:

- a) We can insert _____, shapes, and charts in Word.
- b) To insert a picture, click on the _____ tab.
- c) _____ are ready-made designs you can add to your document.

d) We use the _____ tool to insert different shapes.

2. Match the following:

1. Picture	a. From Insert tab
2. Shape	b. Ready-made design
3. Clipart	c. Drawing object
4. Chart	d. Shows data graphically

3. True or False:

a) You cannot insert pictures in Word. _____

b) Shapes can be resized. _____

c) Charts are used to write text. _____

4. Answer in one sentence:

a) How do you insert a picture in Word?

b) What is a shape in Word?