

**CARMEL CONVENT SCHOOL**

**KUNJWANI , JAMMU**

**SUMMER HOLIDAY HOMEWORK**

**FOR**

**CLASS : U.KG A & B ( 2024-25)**

**NAME : \_\_\_\_\_**

**ROLL NO : \_\_\_\_\_**



## Dear Parents

Vacations are the most appropriate time for kids to refresh and rejuvenate themselves, to be creative, to learn new skills and performance more enthusiastically, Children have ample energy which should be channelized in the right direction to get the best out of them. We have designed holiday homework, keeping this in mind. It will build their confidence and new skills.

### Guidelines for Parents:

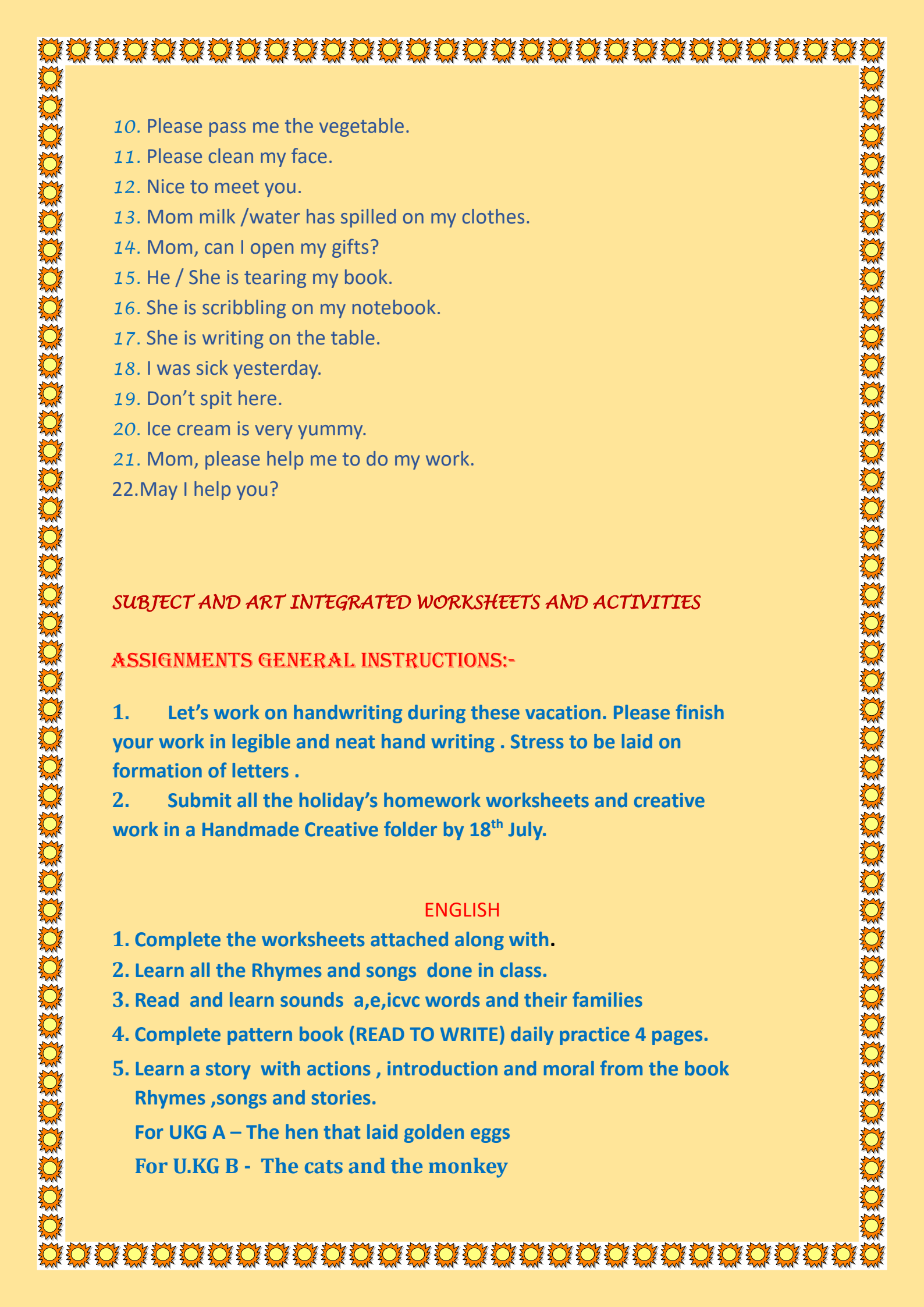
1. Holidays homework should be done by the child, under parental guidance.
2. The child should have a fixed time daily, for doing the assignments.
3. Nurture your child's interest – be it art, music, dance or anything else.
4. Let him/her pursue a hobby of his /her own choice.
5. Please train your child to become independent in his daily chores.

### COMMUNICATION SKILLS

To speak in English is the need of hour. Children have a great capacity to absorb the language of sounds. So you must put every effort to ensure that the child starts learning this international language as early as possible. Make it sure to converse in English with your child to build up his/her confidence.

### ENSURE TO USE THE BELOW MENTIONED SENTENCES IN YOUR ROUTINE CONVERSATION.

1. It is too hot today/it is too sticky.
2. Mom I am tired.
3. Please change my clothes.
4. May I go to play?
5. Let me watch cartoons.
6. Let's go out.
7. When will papa come?
8. I am hungry / thirsty.
9. I feel like vomiting.

- 
10. Please pass me the vegetable.
  11. Please clean my face.
  12. Nice to meet you.
  13. Mom milk /water has spilled on my clothes.
  14. Mom, can I open my gifts?
  15. He / She is tearing my book.
  16. She is scribbling on my notebook.
  17. She is writing on the table.
  18. I was sick yesterday.
  19. Don't spit here.
  20. Ice cream is very yummy.
  21. Mom, please help me to do my work.
  22. May I help you?

### ***SUBJECT AND ART INTEGRATED WORKSHEETS AND ACTIVITIES***

#### **ASSIGNMENTS GENERAL INSTRUCTIONS:-**

1. Let's work on handwriting during these vacation. Please finish your work in legible and neat hand writing . Stress to be laid on formation of letters .
2. Submit all the holiday's homework worksheets and creative work in a Handmade Creative folder by 18<sup>th</sup> July.

#### **ENGLISH**

1. Complete the worksheets attached along with.
2. Learn all the Rhymes and songs done in class.
3. Read and learn sounds a,e,icvc words and their families
4. Complete pattern book (READ TO WRITE) daily practice 4 pages.
5. Learn a story with actions , introduction and moral from the book Rhymes ,songs and stories.

For UKG A – The hen that laid golden eggs

For U.KG B - The cats and the monkey

Write neatly in lines capital and small cursive Aa TO Zz

A large rectangular area for handwriting practice. It features a vertical purple line on the left side, creating a margin. The rest of the area is filled with horizontal lines. There are four sets of three-line guides (top, middle, and bottom lines) in a light purple color, with a thin grey line in between. The background of the writing area is white.



## SHORT VOWELS WORKSHEETS

Write the correct short vowel to complete each word.

A E I O U



D  CK



NT



R  T



BE

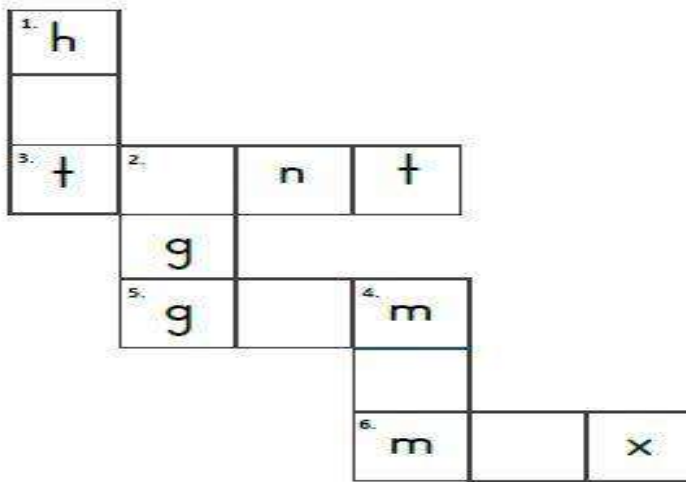


B  RD



PL  NE

## Short Vowel crossword Puzzle



Down:

1.



2.



4.



Across:

3.



5.



6.



Name: \_\_\_\_\_

## Rhyming Words K RF 2a

Circle the word in each box that does not rhyme with the other words.

hat	cat	bat	bit
map	mop	sap	lap
skip	drip	drop	lip
wit	hot	hit	sit
moon	love	dove	glove
word	wide	bird	heard
red	bed	said	rod
happy	sappy	sloppy	nappy

Write a new word that rhymes with each given word.

jar		nip	
bike		feel	
book		new	
boy		kite	
pen		man	

Free Printables For K-12 Education

www.STUDENTHANDOUTS.com

1.

The cat can nap.

2.

The dog sits on a rug.

3.

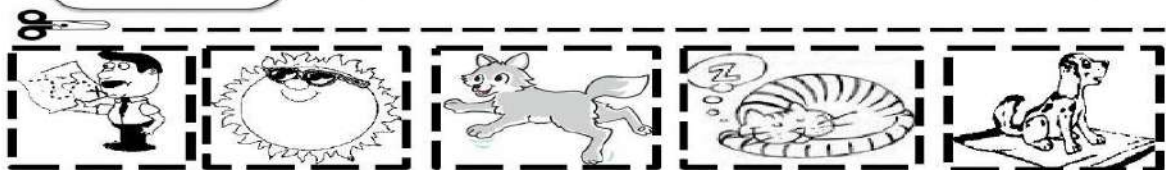
The man has a map.

4.

The sun is hot.

5.

The fox can hop.



Name \_\_\_\_\_


Level  
1

## Reading Comprehension

Read and answer the questions

### My Little Hen

I have a hen. It is my pet. My pet is white. I like to play with it.



Colour me!

- My pet is a \_\_\_\_\_  
A) Cat  
B) Hen  
C) Pet
- Colour of my pet is \_\_\_\_\_
- Do You like to have a pet ?  
\_\_\_\_\_
- Do You have a pet?  
\_\_\_\_\_

www.splendidmoms.co.in

Name: \_\_\_\_\_ KidzeZone Date: \_\_\_\_\_



Reading Simple Stories !

at

### Ram has a Cat



Ram has a big cat.  
The cat has a red hat.  
The cat sat on a mat.  
It sat on a big mat.  
Ram likes the cat.



Answer the questions and write the correct word.



Ram has a big \_\_\_\_\_ .



The cat has a \_\_\_\_\_ hat.



The cat sat on a \_\_\_\_\_ .



Ram like the \_\_\_\_\_ .



## HINDI

1. Practice (अ - अः) and ( का से गया) Focus on Alphabet formation & recognition .
2. Learn all the Rhymes done in class.
3. Read and learn two and three letter words and sentences from Hindi MadhurDhwani Book
4. Revise all the work done in the class.



## बिंदुओं को मिलाओ

### स्वर

अ आ इ ई उ ऊ ऋ

ए ऐ ओ औ अ अः

### व्यंजन

क ख ग घ ङ

च छ ज झ ञ

ट ठ ड ढ ण

त थ द ध न

प फ ब भ म

य र ल व श

ष स ह क्ष त्र

श



Find worksheets, Resources, E-Learning & more at  
[witknowlearn.com](http://witknowlearn.com)

© 2022 witknowlearn.com





## दो वर्णों के शब्दों से बने सरल वाक्य

जय उठा।  
अब घर आ।  
घर पर रह।  
जग रख।  
नल पर चल।  
जग पर जल भर।  
अब छत पर चढ़।  
डर मत।  
छत पर चढ़ कर पढ़।

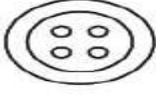


## तीन अक्षर वाले शब्द का वाक्य

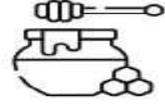
रमन सड़क पर मत चल। इधर उधर मत भटक।  
एक एक कदम बढ़। गलत जगह मत ठहर। रहट  
तक चल। मटक मटक कर मत चल। डगर पर  
बतख रख। एक भजन पढ़। एक एक अक्षर  
पढ़। सब समझ कर पढ़। रट मत। गलत मत पढ़।  
नकल मत कर।



चित्र देखकर शब्दों से मिलायें



पतंग




बटन

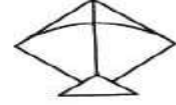


बतख


मटर



कमल



रबड़



शहद

भगत



मगर



कलम



Discover a wide range of educational worksheets available at [www.easykids.in](http://www.easykids.in)  
Copyright © 2023 - Easykids.in - All rights reserved

[www.easykids.in](http://www.easykids.in)

[info@easykids.in](mailto:info@easykids.in)

Name: \_\_\_\_\_

Class: \_\_\_\_\_

Date \_\_\_\_\_

Teacher \_\_\_\_\_

तीन अक्षर वाले शब्द वर्कशीट

म + ट + र =

ब + ट + न =

क + म + ल =

व + ज + न =

म + ह + ल =

क + ल + म =

म + ग + र =

प + व + न =

ज + ग + त =

फ + स + ल =

च + म + क =

प + ल + क =

स + इ + क =

श + ह + र =

ग + ल + त =

न + ह + र =

# वाक्य बनाओ

Date \_\_\_\_\_

Page \_\_\_\_\_

नल →

छत →

सड़क →

कलम →

नहर →

कमल →

गलत →

मटर →

## MATHS

- 1 Complete the given worksheets.
2. Learn forward counting 1 to 100.
3. Learn backward counting 50 to 1
4. Learn number names 1 to 50
5. Learn skip counting by 2 upto 50
6. Practice ones and tens
7. Practice after ,before and inbetween upto 50
8. Practice arrange numbers smaller to bigger.



# Let's Think About Numbers 1-100



Write the missing numbers.

1			4		6	7	8		10
	12	13		15		17		19	20
21		23	24		26		28		
31	32		34			37		39	40
		43			46		48		50
	52		54		56			59	60
61		63		65		67			70
	72		74		76		78	79	
81		83		85		87		89	90
91	92		94			97	98		100

## Write-Missing-Number 50-1



50		48		46
	44		42	
40		38		36
	34		32	
30		28		26
	24		22	
20		18		16
	14		12	
10		8		6
	4		2	



Name: \_\_\_\_\_

Section: \_\_\_\_\_

Date: \_\_\_\_\_

Teacher: \_\_\_\_\_



## Numbers as Words (0-50)

Directions: Circle the correct number for each word.

Forty	40	30	50
Forty-Seven	49	47	45
Seventeen	16	19	18
Twenty-six	26	28	29
Forty-Five	25	35	45
Thirty-Two	22	32	31
Twenty-Two	32	31	22
Forty-four	44	41	42
Twenty-three	23	32	33

# Tens and ones

Kindergarten Numbers Worksheet

Fill in the missing numbers

12 =  tens +  ones

17 =  tens +  ones

5 =  tens +  ones

11 =  tens +  ones

20 =  tens +  ones

8 =  tens +  ones

Name: \_\_\_\_\_



## TENS & ONES

Directions: Count tens and ones. Fill in the chart.

	Tens	Ones	In all
	Tens	Ones	In all
	Tens	Ones	In all
	Tens	Ones	In all
	Tens	Ones	In all



Name \_\_\_\_\_

# Before-Between-After

Directions: Write the number that comes before, between and after each number.

## Before

\_\_\_\_ 8  
 \_\_\_\_ 17  
 \_\_\_\_ 12  
 \_\_\_\_ 1  
 \_\_\_\_ 20  
 \_\_\_\_ 44  
 \_\_\_\_ 65

© Anne Hooten • The Nuffett Kids 2013



## Between

1 \_\_\_\_ 3  
 20 \_\_\_\_ 22  
 8 \_\_\_\_ 10  
 14 \_\_\_\_ 16  
 31 \_\_\_\_ 33  
 19 \_\_\_\_ 21  
 11 \_\_\_\_ 13



## After

6 \_\_\_\_  
 13 \_\_\_\_  
 29 \_\_\_\_  
 34 \_\_\_\_  
 17 \_\_\_\_  
 42 \_\_\_\_  
 39 \_\_\_\_



## Ascending order (1-30)

Grade 1 Ordering Numbers Worksheet

Write the numbers from smallest to biggest.

11 21 5 28 →

7 27 9 26 →

30 21 20 1 →

18 9 11 24 →

26 18 14 10 →



## EVS

1. Learn 10 colours name
2. Parts of body and sense organs with functions
- 3 Days of the week and also try to learn Months of the year.
4. FROM BOOK COLOURS ,SHAPES AND MORE , Complete activities on book page numbers 32,33,36,37,38 and 39.

Name \_\_\_\_\_ Date \_\_\_\_\_

### Read and Write: colors



Read the words and copy them into the blanks below.

red

black

orange

white

yellow

brown

green

pink

blue

silver

purple

gold

Color the shapes according to the directions give below.



green




blue



red



yellow

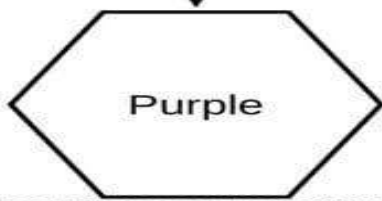

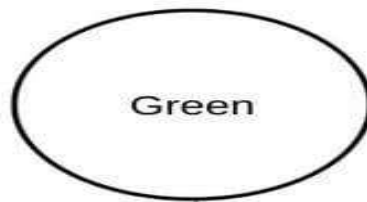
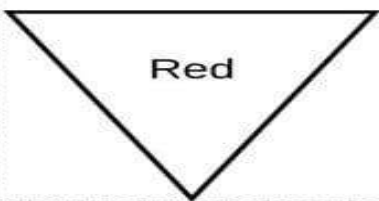
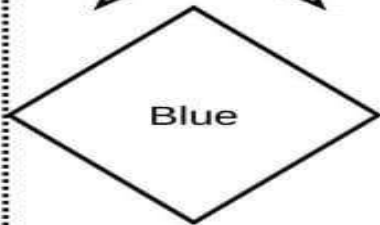


Copy right © Turtlediary.com. All rights reserved www.turtlediary.com

Name: \_\_\_\_\_

## LEARNING MY COLORS

Color the shape the right color.





Name: \_\_\_\_\_

Section: \_\_\_\_\_

Date: \_\_\_\_\_

Teacher: \_\_\_\_\_

# Body Parts

Vocabulary Worksheet: Fill in the missing letters



M \_ U \_ H



T \_ \_ T H



C H I \_



E Y \_ B \_ O W S



E \_ E S



A \_ M



N \_ S E



N \_ C \_



T \_ N G \_ E



E \_ R



E L \_ O W



H \_ \_ D



H \_ \_ R



B \_ L L \_ B \_ T \_ O N



F \_ O T

www.kidpid.comFor personal and educational use only.  
Copyright © K4 Media & Technologies LLP

Name: \_\_\_\_\_

## Body Worksheets Body Word Scramble

Look at each body part picture and unscramble the letters and write the name of the body part on the line provided.



n a h d

\_\_\_\_\_



a r e

\_\_\_\_\_



y e e

\_\_\_\_\_



o t o f

\_\_\_\_\_



s o e n

\_\_\_\_\_



u t h o m

\_\_\_\_\_



## Body Parts

Circle the correct body part.

1.



- a) ear
- b) nose
- c) eye

2.



- a) ear
- b) eye
- c) mouth

3.



- a) eye
- b) nose
- c) mouth

4.



- a) hand
- b) mouth
- c) nose

5.



- a) teeth
- b) arm
- c) hair

6.



- a) ear
- b) teeth
- c) hair

7.



- a) leg
- b) arm
- c) foot

8.



- a) leg
- b) arm
- c) hand

9.



- a) leg
- b) arm
- c) nose

10.



- a) leg
- b) foot
- c) teeth

Draw yourself



www.sanookenglish.com



## SENSE ORGANS



**FILL IN THE BLANKS USING THE PICTURE CLUE.**


1. I see with my \_\_\_\_\_.

2. I touch and feel with my \_\_\_\_\_.

3. I hear with my \_\_\_\_\_.

4. I smell with my \_\_\_\_\_.

5. I taste with my \_\_\_\_\_.





## Days of the Week

### Yesterday and Tomorrow

Yesterday	Today	Tomorrow
	SUNDAY	
	MONDAY	
	TUESDAY	
	WEDNESDAY	
	THURSDAY	
	FRIDAY	
	SATURDAY	



## Days of the Week words scramble

Unscramble the letters to make the word

Letters	Unscramble
y d a n M o	_____
T s u d e a y	_____
n e w d s y a d	_____
h u s T r y d a	_____
r i F a d y	_____
S y t a d a u r	_____
d S n u a y	_____

## MONTHS OF THE YEAR : LEARN AND WRITE

January

February

March

April

May

June

July

August

September

October

November

December

