

# **CARMEL CONVENT SCHOOL KUNJWANI**

## **JAMMU**



**Class: 2<sup>nd</sup>A/B**

**Session: 2024-2025**

### **HOLIDAY HOMEWORK**

Summer holidays are a great time to learn new things. It's a time to have fun creative and invent.

Please take note of the following suggestions.

- Encourage your child to converse in English.
- Make a proper timetable and follow it daily.
- Encourage your child to watch informative programmes on T.V
- Encourage your child to draw, colour, cut and paste. This will improve their creativity!
- Help them revise all the concepts done so far.
- Parents are requested to only guide their children while doing their assignments.

## English

1. Read daily one page of any story book you like.
2. Do one page day in your cursive writing book.
3. Project: Draw or paste a picture of a bird on a sheet of chart paper (half). Find out where it lives. What colours are its eggs? What does it eat?
  - Paragraph- Write a paragraph on "How you spend your summer vacation".

### English Worksheet

## COMMON AND PROPER NOUNS

Tick (✓) the correct answer. Fill in the blanks with suitable nouns (common/ proper) given below.

### Example:

a) A famous movie, Titanic is named after a ship.

☐

Titan

☐

Titanic

☐

Titanium



b) The sun is as hot as fire.

☐

fire

☐

hot water

☐

glowing



1) We celebrate Christmas in \_\_\_\_\_.

☐

November

☐

January

☐

December



2) The sky is \_\_\_\_\_.

☐

blue

☐

black

☐

brown



3) The mall is opened on \_\_\_\_\_ a holiday.

☐

Monday

☐

Sunday

☐

Friday



4) A \_\_\_\_\_ works in a hospital.

☐

teacher

☐

potter

☐

doctor





## **EVS**

- Activity- Make a badge. Cut out a circle from a piece of cardboard. Cover it with a piece of newspaper. Write 'God Is One' on the circle, Decorate it with glitter.
- On A4 size sheet write a poem 'God Loves Us All' .in a very decorative way. And also learn it.
- Project- Make a model of Kaccha or pucca house with the help of cardboard or thermocoal sheets.
- **Worksheet**

**5<sup>th</sup> June is World Environment Day. Make it special !!!!**

**Look around you.....What do you see?**

**Boxes , newspapers, jars and bins  
old magazines and cartons , old laces and  
buttons. Remember to use colour and paints  
too, then work your magic hands and create  
something new!!**

**Why waste when you have magic in your hands?**

**Make Best out of Waste!!**



# MATHS

$$\begin{array}{r} 76 \\ + 15 \\ \hline \end{array}$$




$$\begin{array}{r} 58 \\ + 63 \\ \hline \end{array}$$



$$\begin{array}{r} 96 \\ + 13 \\ \hline \end{array}$$

$$\begin{array}{r} 19 \\ + 49 \\ \hline \end{array}$$



$$\begin{array}{r} 46 \\ + 33 \\ \hline \end{array}$$



$$\begin{array}{r} 91 \\ + 11 \\ \hline \end{array}$$



$$\begin{array}{r} 82 \\ + 57 \\ \hline \end{array}$$



$$\begin{array}{r} 74 \\ + 16 \\ \hline \end{array}$$



$$\begin{array}{r} 45 \\ + 38 \\ \hline \end{array}$$



$$\begin{array}{r} 52 \\ + 71 \\ \hline \end{array}$$



$$\begin{array}{r} 63 \\ + 42 \\ \hline \end{array}$$



$$\begin{array}{r} 88 \\ + 25 \\ \hline \end{array}$$

## LET'S SUBTRACT!

$$\begin{array}{r} 84 \\ - 36 \\ \hline \end{array}$$

$$\begin{array}{r} 51 \\ - 34 \\ \hline \end{array}$$

$$\begin{array}{r} 75 \\ - 19 \\ \hline \end{array}$$

$$\begin{array}{r} 48 \\ - 19 \\ \hline \end{array}$$

$$\begin{array}{r} 45 \\ - 19 \\ \hline \end{array}$$

$$\begin{array}{r} 65 \\ - 27 \\ \hline \end{array}$$

$$\begin{array}{r} 74 \\ - 38 \\ \hline \end{array}$$

$$\begin{array}{r} 41 \\ - 19 \\ \hline \end{array}$$

$$\begin{array}{r} 50 \\ - 26 \\ \hline \end{array}$$

$$\begin{array}{r} 89 \\ - 38 \\ \hline \end{array}$$

$$\begin{array}{r} 74 \\ - 26 \\ \hline \end{array}$$

$$\begin{array}{r} 75 \\ - 16 \\ \hline \end{array}$$



## HINDI

### एक से अनेक

नीचे दिए गए शब्दों को एक से अनेक करो।

साड़ी	- .....	लड़का	- .....
किताब	- .....	आदमी	- .....
बिल्ली	- .....	बोतल	- .....
संतरा	- .....	नौकर	- .....
आम	- .....	नियम	- .....
राजा	- .....	नाखून	- .....
रानी	- .....	औरत	- .....
सब्जी	- .....	पेंसिल	- .....
लड्डू	- .....	रास्ता	- .....
रोटी	- .....	शादी	- .....
चूड़ी	- .....	खिलौना	- .....

## समानार्थी शब्द

नीचे दिए गए शब्दों के समान अर्थ वाले शब्द लिखो।

पानी - .....

हवा - .....

सूरज - .....

पहाड़ - .....

घर - .....

राजा - .....

रात - .....


आसमान - .....

औरत - .....

सुबह - .....

शाम - .....





## चित्र लेखन



.....

This image shows a full page of white paper with horizontal dashed lines, typical of primary school writing paper. The lines are evenly spaced and run across the width of the page. There are no margins, text, or other markings on the paper.



## **G.K**

- Prepare a project on topic “ME ON THE MAP”. Copy the below link and paste it in the browser for reference.  
**<https://www.instagram.com/reel/C7Ot3j4yPD6/?igsh=MTUycXozY2VqZmwzMw==>**
- Learn the name of the Indian states and their capitals.

## **ART AND CRAFT**

- Photo frame
  - Wall hanging
- Material used- Cardboard and any waste material

Junior artist book

Page no 24, 32,37,40(clay model)

Wall hanging +cartoon cut outs ( A3 size) draw on cardboard then cut & colour them Let's create some happy memories!!

- Make Nimbu Pani (Lemonade) for your family.

Do not forget to click pictures. Paste them on A4 size sheet and write the ingredients and the recipe.

- Prepare a tasty and healthy fruit chart with the help of a family member.
- Water the plants house around your house

## **GAMES**

- Do regular Yoga Asana like – Tree Pose, Tad asana, Triangle Pose, Cobra Pose and Banana Pose.
- Draw or paste 5 pictures of Yoga Asana and Healthy Food on A4 sheet and write 3 lines on it.

Std. - II

Subject: Computer

1. Colour the following parts of computer as directed:

a) Speaker - Red

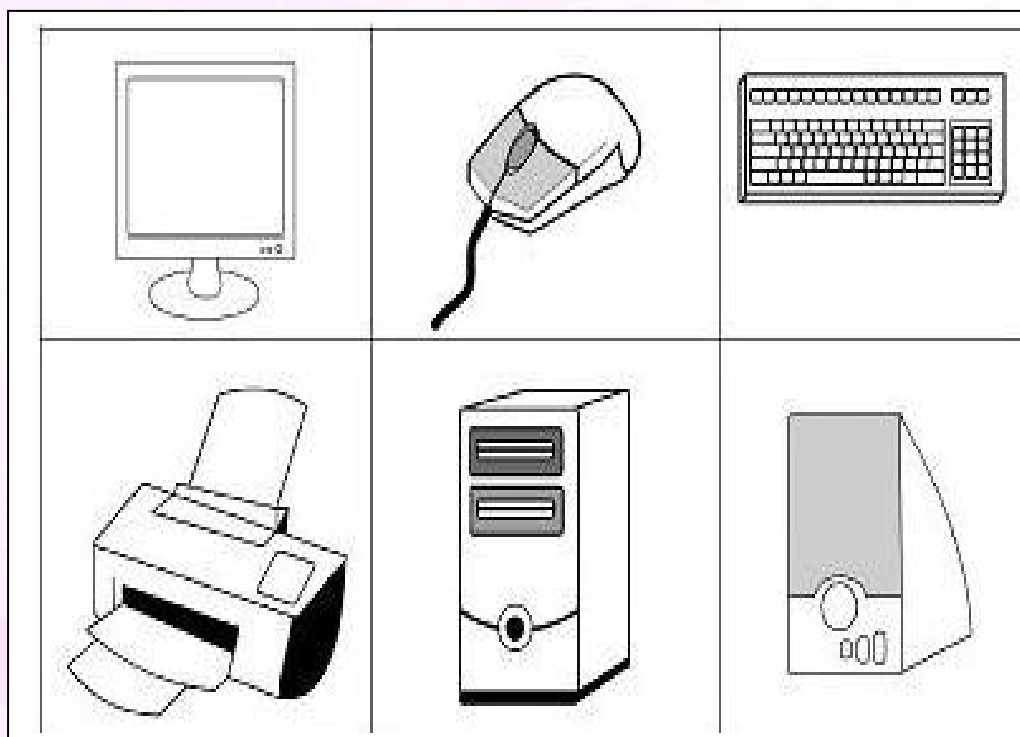
b) Monitor - Green

c) Printer - Purple

d) CPU - Blue

e) Mouse - Yellow

f) Keyboard - Orange





2. Identify, which are the parts of the computer and circle it:

CPU	Key	Rat	PUC	Board
Keyboard	Mouse	Blackboard	Phone	Speaker
Cat	Printer	Cupboard	Cooker	Pen

3. Label the given pictures of Input and Output devices:

### Computers: Inside & Out - Outer Hardware Labeling Worksheet

Choose the word that best describes the picture and write the word in the blank.

scanner

tower case

monitor

mouse

digital camera

printer

keyboard

trackball

speakers



1. \_\_\_\_\_



2. \_\_\_\_\_



3. \_\_\_\_\_



4. \_\_\_\_\_



5. \_\_\_\_\_



6. \_\_\_\_\_



7. \_\_\_\_\_




8. \_\_\_\_\_



9. \_\_\_\_\_

2.

4. In the picture of the keyboard below, colour or shade the letters that are in your School name. Also Learn the Alphabetical sequence of the Keyboard.



6. Watch any two videos of stories with moral values and mention their names below:

1. \_\_\_\_\_

2. \_\_\_\_\_

\*\*\*\*\*



## Music

- . Paste the five pictures of Indian musical instruments.**
- . Learn and write National Anthem and patriotic song in music notebook.**

**Note-**

- Revise the entire syllabus done in the class.
- Do all the practice work in 3 in 1 notebook
- Do the activities on A4 size sheet only.
- All the work should be hand written hand written.
- Compile all the homework worksheets in one file and design a nice cover page.

## **ENJOY YOUR SUMMER VACATIONS**

