



CARMEL CONVENT SCHOOL JAMMU
SESSION: 2023-24
SUMMER HOLIDAY HOMEWORK
CLASS – V

HURRAY! IT'S TIME FOR FUN AND PLAY!

It's time for holidays!!
Longer days and shorter nights
dark shades & brighter lights
favourite music & best friends
keep away pencils keep away
pens.
Make these days the time of
your life and make the nights
just as right this time
only
Come once a year
So, live it up without inhibition and
fear.

This summer break try and make a difference

- Appreciate Nature- Go for long walks in a park or garden with your family and friends.
- Good manners are the key- Respect your parents, grandparents and all elders.
Use three magical words
(Sorry, Please and Thank you).
- Stay Fit, Stay Healthy- Play your favourite game / sport regularly.
- Learn about our Heritage- Find some time to visit museums and monuments. Read about them.
- Save Nature- Contribute to save our precious environment. Minimize the wastage of resources like water, fuel and electricity.

Must do:- Eat healthy food and drink lots of water & juices.

Read every day. Watch less of T.V.

Revise the
previous (done) work.



Instructions for kids:

- ❖ Do your homework neatly and on your own.
- ❖ Learn and Revise all the work done in the class.
- ❖ Make your own time table for summer vacations and get it laminated.

For example:

Time	Activity
8:00 am-8:30 am	Wake up ,brush teeth, take bath

- Before going to bed at night, plan your tasks for the next day and pen down them in small diary. You can write at least 2-3 lines that what did you do the whole day and what you will do the next day.
- Prepare a folder, decorate it and bring your all holidays' activities in it.
- Kindly follow the instructions mentioned by the teacher.

Guidelines for the parents:

Spend some quality time with your kids. Have at least one time meal with them. Play at least one indoor or outdoor game with them. Take them to the park and share your childhood experiences with them.

Encourage your child to go outdoors rather than sitting in front of electronic gadgets all day.

Encourage your child to cultivate the reading habit. Get some storybooks of their choice to read.

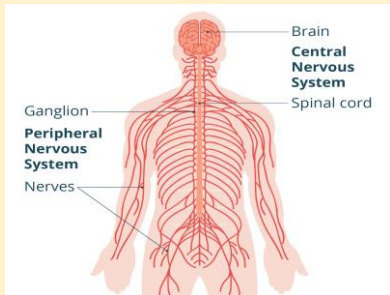
Involve your child in some household chores like laying the table, watering the plant, washing their own plates, cleaning their cupboard etc... such type of activities give them first-hand experience to become more confident and responsible.




Encourage your child to do their homework on their own but.... under your guidance.



Parameter for Assessment, Knowledge , Presentation, Skills, Exploration.

SUBJECT	ASSIGNMENT/PROJECT/ACTIVITIES	INSTRUCTIONS	RUBRICS
ENGLISH	<ol style="list-style-type: none"> 1. Write any 26 words and give their synonyms and antonyms. 2. Use pictures of various punctuation marks and state their uses along with example. 	<ul style="list-style-type: none"> o A4 coloured sheets for Q1. <p>Use coloured A4 sheet for Q2.</p>	<p>Content(3)</p> <p>Presentation(2)</p> <p>Creativity(2)</p> <p>Observation(2)</p> <p>On time submission(1)</p>

	<table><tr><td>’</td><td>apostrophe</td><td>•</td><td>full stop</td></tr><tr><td>)</td><td>brackets</td><td>—</td><td>Hyphen</td></tr><tr><td>:</td><td>colon</td><td>?</td><td>question mark</td></tr><tr><td>,</td><td>comma</td><td>:</td><td>semi-colon</td></tr><tr><td>!</td><td>Exclamation mark</td><td>”</td><td>speech mark</td></tr></table>	’	apostrophe	•	full stop)	brackets	—	Hyphen	:	colon	?	question mark	,	comma	:	semi-colon	!	Exclamation mark	”	speech mark		
’	apostrophe	•	full stop																				
)	brackets	—	Hyphen																				
:	colon	?	question mark																				
,	comma	:	semi-colon																				
!	Exclamation mark	”	speech mark																				
MATHS	<p>Using shapes like circles, squares or triangles and then colour them into represent different fractions. Like 1/2,</p> <table><tr><th colspan="2">Divisibility rules</th></tr><tr><th>A number is divisible by</th><th>if the following conditions are met</th></tr><tr><td>2</td><td>The last digit is even</td></tr><tr><td>3</td><td>The sum of its digits is divisible by 3</td></tr><tr><td>4</td><td>The number represented by its last two digits is divisible by 4</td></tr><tr><td>5</td><td>The last digit is 0 or 5</td></tr><tr><td>6</td><td>The number is divisible by 2 and 3</td></tr><tr><td>7</td><td>Remove the last digit, double it, subtract it from the leftover number. The result is divisible by 7</td></tr><tr><td>8</td><td>The number represented by its last three digits is divisible by 8</td></tr></table> <p>1/4 or ¾.Use different materials like coloured paper, markers or even digital tools to create your fraction art.</p>	Divisibility rules		A number is divisible by	if the following conditions are met	2	The last digit is even	3	The sum of its digits is divisible by 3	4	The number represented by its last two digits is divisible by 4	5	The last digit is 0 or 5	6	The number is divisible by 2 and 3	7	Remove the last digit, double it, subtract it from the leftover number. The result is divisible by 7	8	The number represented by its last three digits is divisible by 8	<p>Do practice of Test of divisibility, HCF and LCM</p>	<p>Content(3)</p> <p>Presentation(2)</p> <p>Creativity(2)</p> <p>Observation(2)</p> <p>Ontime submission(1)</p>		
Divisibility rules																							
A number is divisible by	if the following conditions are met																						
2	The last digit is even																						
3	The sum of its digits is divisible by 3																						
4	The number represented by its last two digits is divisible by 4																						
5	The last digit is 0 or 5																						
6	The number is divisible by 2 and 3																						
7	Remove the last digit, double it, subtract it from the leftover number. The result is divisible by 7																						
8	The number represented by its last three digits is divisible by 8																						
SCIENCE	<p>Make a poster that show cases the different parts of nervous system.</p>	<p>studentscanalsousetheir own creativity.</p>	<p>Content(3)</p> <p>Presentation(2)</p> <p>Creativity(2)</p> <p>Observation(2)</p> <p>Ontime submission(1)</p>																				
																							

S.SCIENCE	<p>Observed the temperature of any week and note down the same in the format as given on b size paper below A4size paper and paste in your scrap book. You may use newspapers, TV, internet to gather information.</p>  <table border="1" data-bbox="322 584 944 824"> <thead> <tr> <th>Day</th><th>Date</th><th>9 AM Temperature</th><th>9 PM Temperature</th></tr> </thead> <tbody> <tr><td> </td><td> </td><td> </td><td> </td></tr> <tr><td> </td><td> </td><td> </td><td> </td></tr> <tr><td> </td><td> </td><td> </td><td> </td></tr> <tr><td> </td><td> </td><td> </td><td> </td></tr> <tr><td> </td><td> </td><td> </td><td> </td></tr> </tbody> </table>	Day	Date	9 AM Temperature	9 PM Temperature																					Studentscanalsousetheir own creativity.	Content(2) Presentation(3) Creativity(2) Skill& Exploration(2) Ontime submission(1)
Day	Date	9 AM Temperature	9 PM Temperature																								
Computer	<p>Prepare a Presentation using MS - PowerPoint on Good Habits & Discipline having 10 – 15 Slides.</p>		Content(3) Presentation(2) Creativity(2) Observation(2) Ontime submission(1)																								
																											
Music	<p>1.Draw and label any one instrument- Guitar/Tabla/Harmonium/Sitar. 2.Write life sketch and contribution of any Indian Musician. 2.Learn and write one patriotic song</p> 		Content(3) Presentation(2) Creativity(2) Observation(2) Ontime submission(1)																								

Urdu	<p>۱- سبق ۳،۲،۱ کو اچھے سے پڑھنا ہے اور یاد کرنا ہے۔</p> <p>۲- نظم اللہ یا اچھے بچے زبانی یاد کرنی ہے۔</p> <p>۳- جوڑ اور جملوں کی پریکٹس کرنی ہے اچھے سے۔</p> <p>۴- روزانہ ایک صفحہ ریڈ کرنا ہے کتاب سے۔</p>		<p>Content(3)</p> <p>Presentation(2)</p> <p>Creativity(2) Observation(2)</p> <p>Ontime submission(1)</p>
			
Hindi	<p>श्रेष्ठकर्मकविताएकचार्टपरलिखिएऔरप्रकृतिसंबंधितचित्र बनाइए।</p> <p>द्वितीयइकाईपरीक्षाकापाठ्यक्रमयादकरें</p> <p>रोजएकपेजसुलेखलिखें</p> <p>पर्यायवाचीशब्द (आकाशसेबादल) तकयादकरें</p> <p>विलोमशब्द (आदिसेपालतू) तकयादकरें।</p> <p>*अनेकशब्दोंकेलिएएकशब्द (बोलनेवालासेसाहित्यसेसंबंधित तक) याद करें।</p>		<p>Content(3)</p> <p>Presentation(2)</p> <p>Creativity(2) Observation(2)</p> <p>Ontime submission(1)</p>
Art and Crafts	<p>Do Page number 32, 44,45,46 of the text book (Junior Artist) on the drawing pad.</p>  	<p>Craft Make flower and the basket with waste material.</p>	<p>Content(3)</p> <p>Presentation(2)</p> <p>Creativity(2) Observation(2)</p> <p>Ontime submission(1)</p>

Games	<p>Games Holiday Homework</p> <p>Do regular yoga Asana like- Tree Pose, Tad Asana, Triangle Pose, Cobra Pose and Banana Pose</p> <p>Breathing exercises .</p> <p>Draw or paste 5 pictures of Yoga asana and healthy food on A4 sheet and write 3 lines on it.</p> <p>Game .</p> <p>Cricket</p> <p>Rule and regulations.</p>		
-------	---	--	--