





CARMEL CONVENT HR. SEC SCHOOL KUNJWANI


HOLIDAYS HOMEWORK FOR LKG





Decorate butterfly with your own creativity.

PRACTICE DIFFERENT STROKES OF CURSIVE









Handwriting practice row 1: A series of connected, rounded, hump-like shapes, resembling a dotted 'm' or 'n' pattern.

Handwriting practice row 2: A series of connected, rounded, bowl-like shapes, resembling a dotted 'e' or 'c' pattern.

Handwriting practice row 3: A series of connected, rounded, hump-like shapes, similar to row 1 but with a different curve.

Handwriting practice row 4: A series of connected, rounded, bowl-like shapes, similar to row 2 but with a different curve.

Handwriting practice row 5: A series of connected, rounded, bowl-like shapes, similar to row 2 but with a different curve.

Handwriting practice row 6: A series of connected, rectangular, zig-zag shapes, resembling a dotted 't' or 'l' pattern.

Handwriting practice row 7: A series of connected, triangular, zig-zag shapes, resembling a dotted 'z' or 'w' pattern.

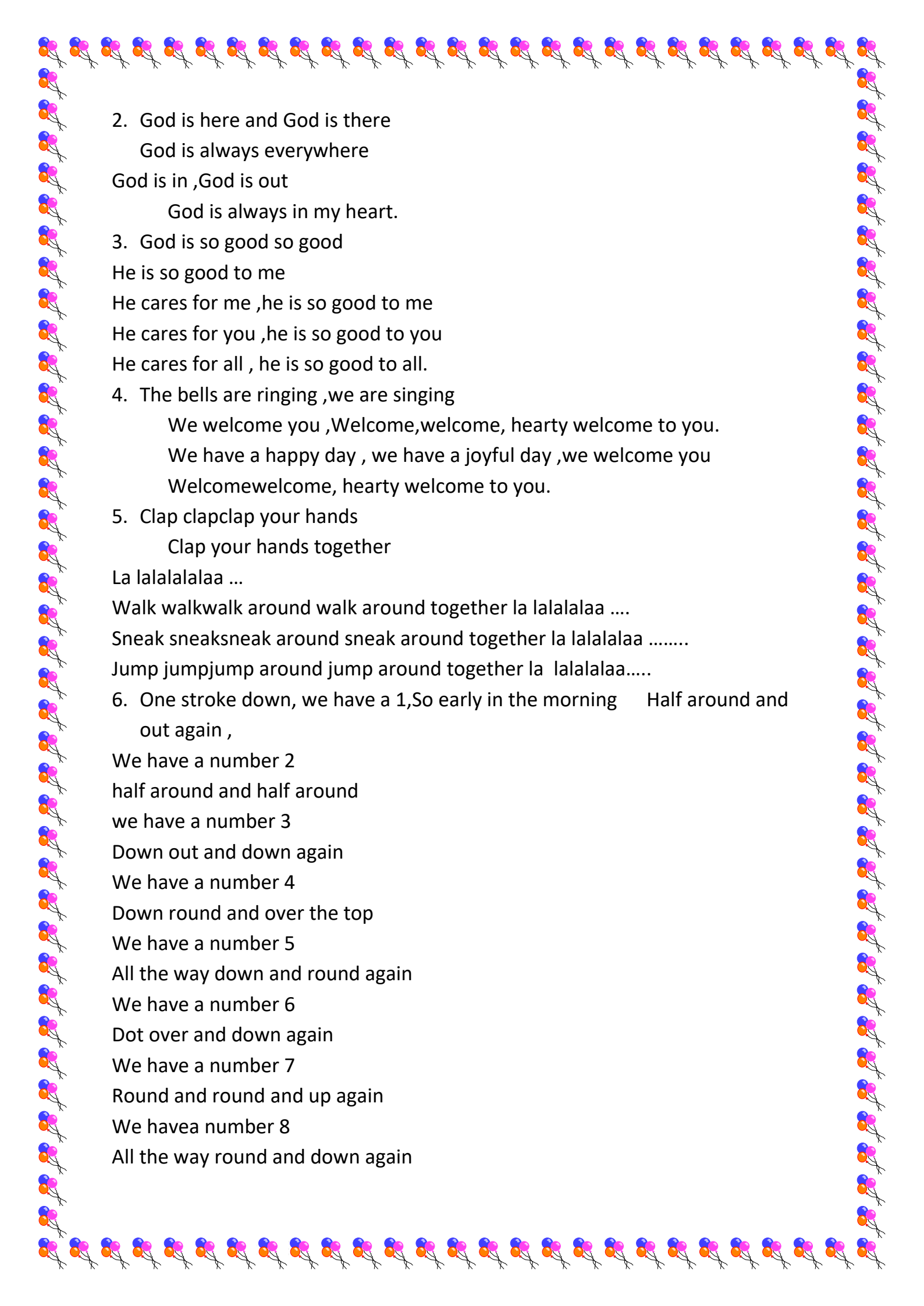


RHYMES

1. Good morning to you
How do you do ...oh we are so happy
To welcome you.
2. Are you sleeping Brother John
Morning bells are ringing
Ding dong bell.
3. I am special
If you look
You will see
Someone very special
Because its me.
4. Bits of paper
Lying on the floor
Make the place untidy
Pick them up.
5. Ten little fingers ten little toes
Two little ears and one little nose
Two little eyes shine so bright
One little mouth to kiss mama goodnight.
6. Piggy on the railway picking up stones
Down came an engine and broke piggy's bone
Ah! Said the piggy that's not fair
Oh said the engine driver I don't care.

SONGS

1. The wheels of the bus go round and round ,round and round
All day long
The horns of the bus go beep beep beep.....all day long
The doors of the bus go open and shut , open and shut...all day long
The people on the bus go up and down ,up and down..all day long
The babies on the bus go uh uh uh.....all day long
The mummy on the bus goshshsh ...all day long
The wipers on the bus go swish swishswishall day long



2. God is here and God is there

God is always everywhere

God is in ,God is out

God is always in my heart.

3. God is so good so good

He is so good to me

He cares for me ,he is so good to me

He cares for you ,he is so good to you

He cares for all , he is so good to all.

4. The bells are ringing ,we are singing

We welcome you ,Welcome,welcome, hearty welcome to you.

We have a happy day , we have a joyful day ,we welcome you

Welcomewelcome, hearty welcome to you.

5. Clap clapclap your hands

Clap your hands together

La lalalalalaa ...

Walk walkwalk around walk around together la lalalalaa

Sneak sneaksneak around sneak around together la lalalalaa

Jump jumpjump around jump around together la lalalalaa.....

6. One stroke down, we have a 1,So early in the morning Half around and out again ,

We have a number 2

half around and half around

we have a number 3

Down out and down again

We have a number 4

Down round and over the top

We have a number 5

All the way down and round again

We have a number 6

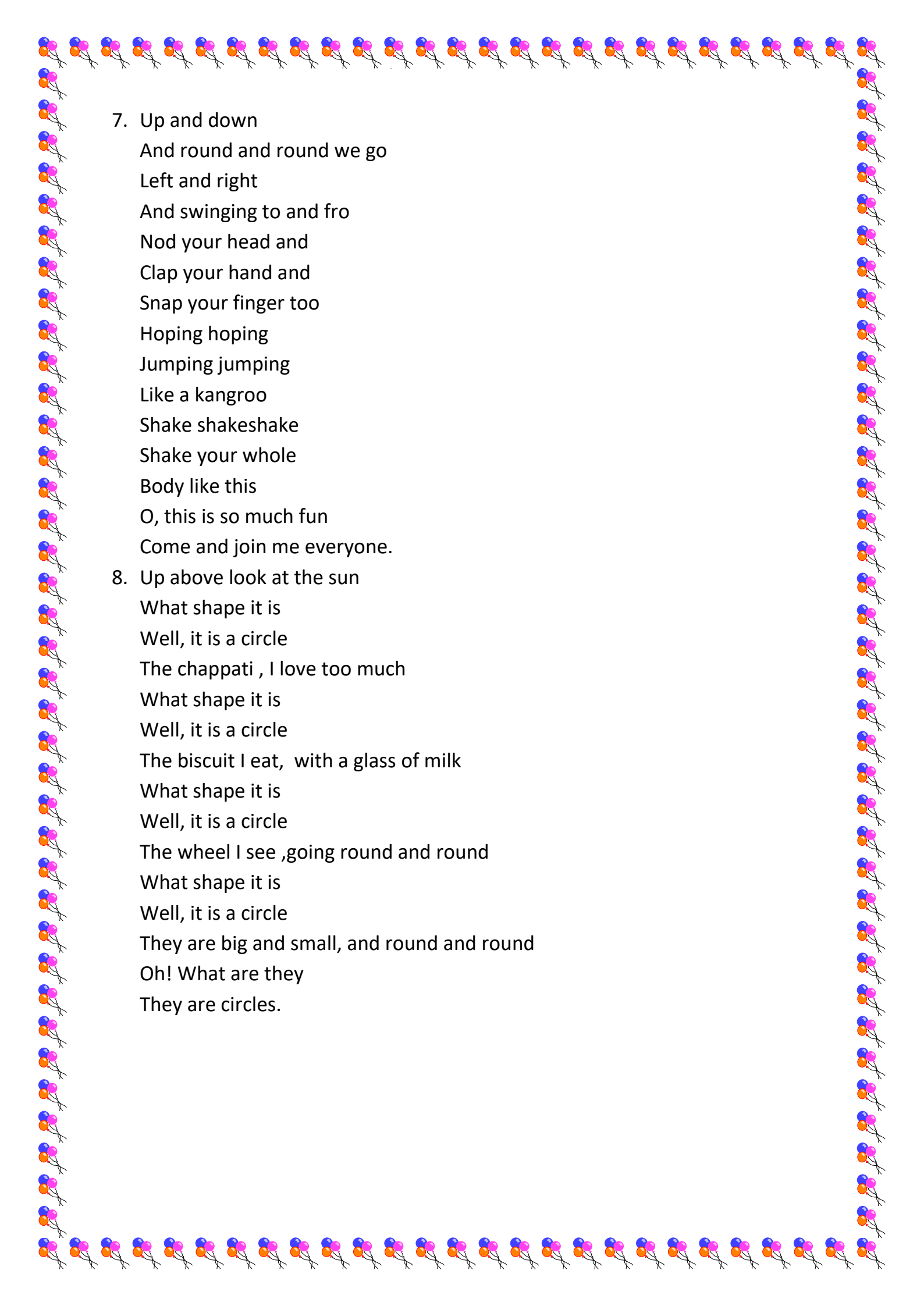
Dot over and down again

We have a number 7

Round and round and up again

We have a number 8

All the way round and down again



7. Up and down

And round and round we go

Left and right

And swinging to and fro

Nod your head and

Clap your hand and

Snap your finger too

Hoping hoping

Jumping jumping

Like a kangaroo

Shake shakeshake

Shake your whole

Body like this

O, this is so much fun

Come and join me everyone.

8. Up above look at the sun

What shape it is

Well, it is a circle

The chappati , I love too much

What shape it is

Well, it is a circle

The biscuit I eat, with a glass of milk

What shape it is

Well, it is a circle

The wheel I see ,going round and round

What shape it is







Well, it is a circle

They are big and small, and round and round

Oh! What are they

They are circles.

Circle the correct number

 <input checked="" type="radio"/> 3 4 5 6	 3 4 5 6
 3 4 5 6	 3 4 5 6
 5 6 7 8	 5 6 7 8

MATCH WITH CORRECT NUMBER




5

3



1

4

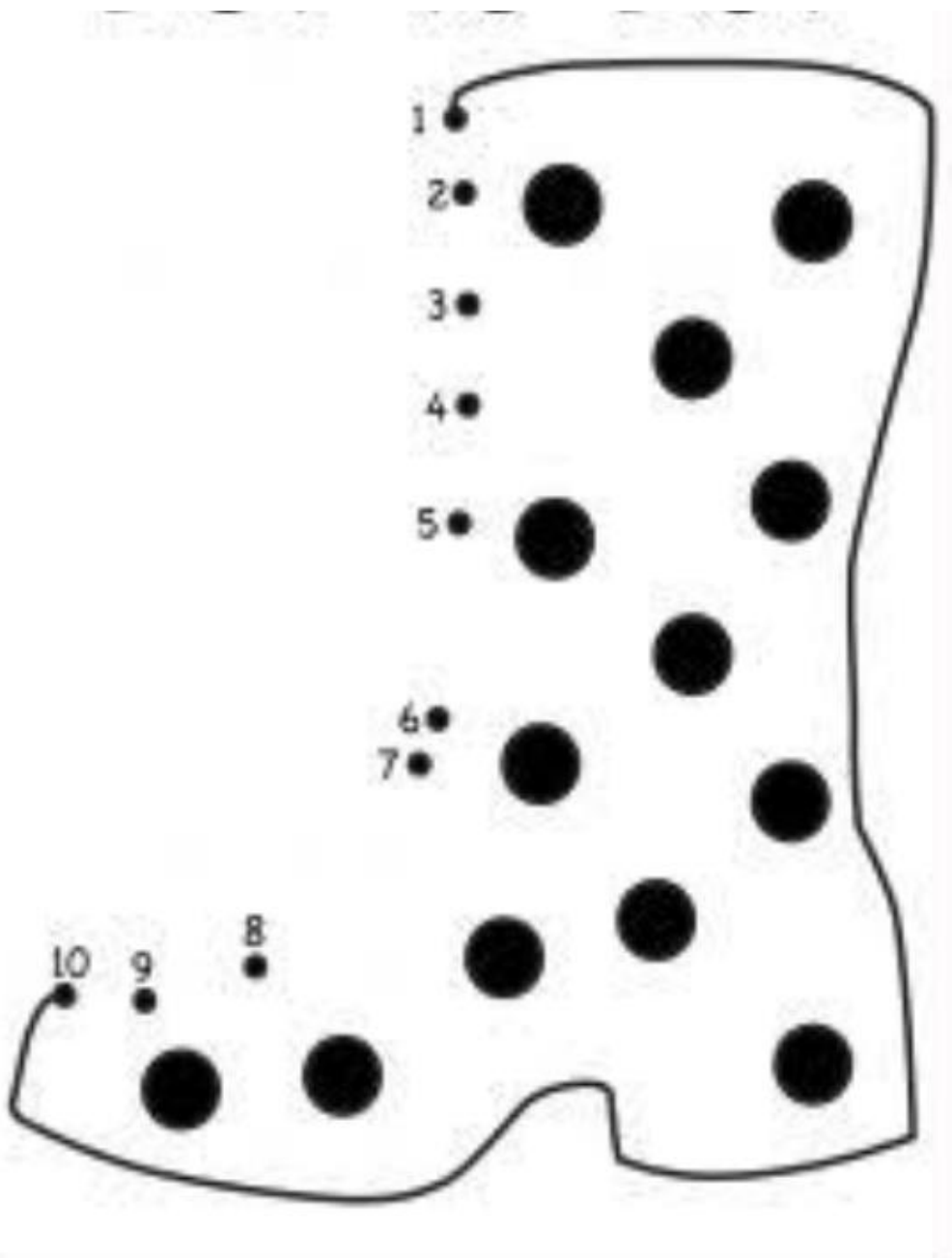
2



COMPLETE THE SERIES



Dot to dot activity



Make a bird feeder with an old plastic bottle .look at the picture and follow the steps























- A. Take a bottle and cut a hole in the side to allow the birds to eat the seeds
- B. Make a small hole under the bottle to allow rain water to drain .
- C. Fill the bird feeder with seeds and hang it outside your house.

Subject Hindi

अ से अः

अ आ इ
ई उ ऊ
ऋ ए ऐ
औ औ अं
अः

चित्र के नाम के पहले अक्षर को लिखो।



अक्षर को चित्र से मिलाओ

अ
औ
आ
ए
उ
अं
ए
ऊ



Use the colour key to colour the picture.

- 1 
- 2 
- 3 
- 4 
- 5 
- 6 
- 7 
- 8 
- 9 
- 10 





SUBJECT EVS:

TOPIC: ME AND MYSELF

Q: What is your name?

Q: How are you?

Q: How old are you ?

Q: What is your father's name?

Q: What is your mother's name?

Q: Where do you live ?

Q: In which class do you study ?

Q: What is the name of your school ?

Q: What is the name of your Principal?

Q: What is the name of your class teacher?


TOPIC :MY BODY PARTS

Learn questions based on parts of body and their functions

Q: How many Eyes,Ears,Nose Tongue ,Legs and Hands do you have?

Q: What do you do with your Eyes, Ears ,Nose ,Tongue ,Legs and Hands?

NOTE : HELP YOUR CHILD TO ANSWER THESE QUESTIONS IN A FULL SENTENCE.





Daily Workout 1 page of Introductory Book. Workout page number 18,19,30,31,36&37 of Hindi book

Maths practice numbers 1 to 10 with number song

englishpractice letters c, a, o, g, d& l with correct formation (five times)

in notebook and use a separate three in one notebook for Holidays Homework

NOTE There will be a FANCY DRESS competition in the last week of JULY

TOPIC FREEDOM FIGHTERS OF INDIA , SOUTH AFRICA AND FRANCE. CRITERIA FOR JUDGMENT WILL BE

CONTENT , CREATIVITY , CLARITY OF SPEECH AND CONFIDENCE.

NOTE : HOME WORK TO BE SUBMITTED IN THE DECORATED FOLDERS

DATE OF SUBMISSION : 18TH JULY

Enjoy
your
SUMMER
holiday

